



## RICO-V8 Mk2

8-channel controller for chain hoist motor, with separate UP/DOWN control buttons and master/slave function.

Référence: B07005

**2090,00 € inc. VAT**



- Stand-alone manual controller for up to 8 chain hoist motors.
- **Double safety thanks to an additional emergency relay activated in critical situations.**
- Fully compatible with older RICO-V4/RICO-V8 models.
- Multiple units can be connected in master/slave mode via the link input/output on the rear panel:
  - Simplified control for a large number of chain hoists.
  - Simultaneous control of the hoists using the UP/DOWN buttons on the master controller.
  - Centralized emergency stop on master controller.
  - Slave" LED indicator for clear management.
- Manual phase inversion switch for each output.
- Choice of different outputs for greater flexibility (ideal for rental companies):
  - 4 x 16A 4-pole CEE outputs.
  - 2 multi-channel 16-pin industrial rectangular connectors, Harting® compatible.
  - 2 multi-channel 19-pin Socapex®-compatible industrial round connectors.
  - 1 PowerCON 16 A socket for versatile auxiliary output.
- Remote control input (XLR) with LED indicator for connecting RICO-REMOTE unit.
- Phase indicators for easy checking of 3-phase availability.
- A 4-pole 32 A circuit breaker protects ALL outputs, including the 32 A output to the next unit in the chain. In an emergency, all phases and neutral are disconnected.
- Two-pole automatic circuit breaker C16 (16A - 1P+N) for control circuit.
- Auxiliary output protected by a 16A RCBO with 30 mA leakage current protection.
- Mains input cable (3 x 32 A, 5-wire) with 32 A CEE (3 P + N + T) input socket.
- Output connector (3 x 32 A, 5 wires) CEE type (3 P + N + T) bypass.
- Extremely robust 48 cm (19") / 4 U metal case.
- **Designed and manufactured in Europe to the strictest international safety standards!**
- Fully compliant with European directives: 2014/35/EU (LVD) and 2014/30/EU (EMC) :
  - EN 60204-32:2008 (Safety of machinery - Part 32: Requirements for lifting devices)
  - EN 60204-1:2018 (Safety of machinery - Part 1: General requirements)
  - EN IEC 61000-6-2:2019 (EMC - Immunity standard for industrial environments)
  - EN IEC 61000-6-4:2019 (EMC - Emission standard for industrial environments)

## Caractéristiques

<b>Brand</b>	Briteq
--------------	--------

## Accessoires recommandés



**RICO-REMOTE**

**179,00 € inc.**

**VAT**

Réf: B04650

## Galerie photos



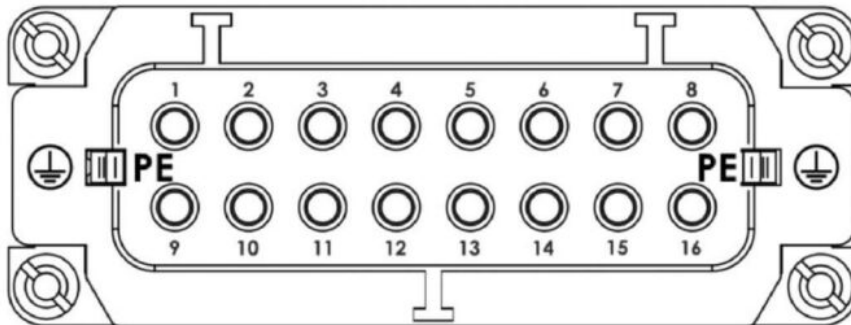




## REWIRING 16PIN HARTING TO DIFFERENT STANDARDS

RICO STANDARD AED RENT			PROLYFT / AETOS STANDARD			HAMBURG STANDARD PRG + CHAIN MASTER			SHOWTEC STANDARD		
PIN			PIN			PIN			PIN		
1	MOTOR 1 (5)	L1	1	MOTOR 1 (5)	L1	1	MOTOR 1 (5)	L1	1	MOTOR 1 (5)	L1
2	MOTOR 1 (5)	L2	2	MOTOR 1 (5)	L2	2	MOTOR 1 (5)	L2	2	MOTOR 1 (5)	L2
3	MOTOR 1 (5)	L3	3	MOTOR 1 (5)	L3	3	MOTOR 1 (5)	L3	3	MOTOR 1 (5)	L3
4	MOTOR 2 (6)	L1	4	MOTOR 1 (5)	GND	4	MOTOR 2 (6)	L1	4	NOT CONNECTED	
5	MOTOR 2 (6)	L2	5	MOTOR 2 (6)	L1	5	MOTOR 2 (6)	L2	5	MOTOR 2 (6)	L1
6	MOTOR 2 (6)	L3	6	MOTOR 2 (6)	L2	6	MOTOR 2 (6)	L3	6	MOTOR 2 (6)	L2
7	MOTOR 3 (7)	L1	7	MOTOR 2 (6)	L3	7	NOT CONNECTED		7	MOTOR 2 (6)	L3
8	MOTOR 3 (7)	L2	8	MOTOR 2 (6)	GND	8	NOT CONNECTED		8	NOT CONNECTED	
9	MOTOR 3 (7)	L3	9	MOTOR 3 (7)	L1	9	MOTOR 3 (7)	L1	9	MOTOR 3 (7)	L1
10	MOTOR 4 (8)	L1	10	MOTOR 3 (7)	L2	10	MOTOR 3 (7)	L2	10	MOTOR 3 (7)	L2
11	MOTOR 4 (8)	L2	11	MOTOR 3 (7)	L3	11	MOTOR 3 (7)	L3	11	MOTOR 3 (7)	L3
12	MOTOR 4 (8)	L3	12	MOTOR 3 (7)	GND	12	MOTOR 4 (8)	L1	12	NOT CONNECTED	
13	NOT CONNECTED		13	MOTOR 4 (8)	L1	13	MOTOR 4 (8)	L2	13	MOTOR 4 (8)	L1
14	NOT CONNECTED		14	MOTOR 4 (8)	L2	14	MOTOR 4 (8)	L3	14	MOTOR 4 (8)	L2
15	NOT CONNECTED		15	MOTOR 4 (8)	L3	15	NOT CONNECTED		15	MOTOR 4 (8)	L3
16	NOT CONNECTED		16	MOTOR 4 (8)	GND	16	NOT CONNECTED		16	NOT CONNECTED	
PE	CHASSIS	GND	PE	NOT CONNECTED		PE	CHASSIS	GND	PE	CHASSIS	GND

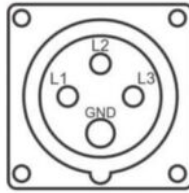
WWW.BRITEQ-LIGHTING.COM





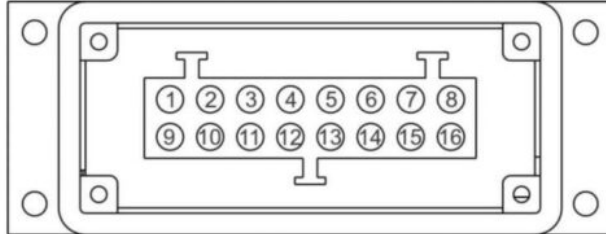
## WIRING LAYOUT

- **MOTOR OUTPUTS:** four 3-phase CEE 4-pole 16A output connectors, used to connect the 4 chain hoist motors.



- **16-PIN CONNECTOR:** 4channel output for use with "HARTING®" multicables.

- PIN1 = L1 for motor 1
- PIN2 = L2 for motor 1
- PIN3 = L3 for motor 1
- PIN4 = L1 for motor 2
- PIN5 = L2 for motor 2
- PIN6 = L3 for motor 2
- PIN7 = L1 for motor 3
- PIN8 = L2 for motor 3
- PIN9 = L3 for motor 3
- PIN10 = L1 for motor 4
- PIN11 = L2 for motor 4
- PIN12 = L3 for motor 4
- PIN13~16 = not connected
- Chassis = earth connection



- **19-PIN CONNECTOR:** 4channel output for use with "SOCAPEX®" multicables.

- PIN1 = L1 for motor 1
- PIN2 = L2 for motor 1
- PIN3 = L3 for motor 1
- PIN4 = L1 for motor 2
- PIN5 = L2 for motor 2
- PIN6 = L3 for motor 2
- PIN7 = L1 for motor 3
- PIN8 = L2 for motor 3
- PIN9 = L3 for motor 3
- PIN10 = L1 for motor 4
- PIN11 = L2 for motor 4
- PIN12 = L3 for motor 4
- PIN13~19 = earth connection

